







Anticyclones, Depressions and Fronts

Worksheet 1 - extension exercise

If working on a PC, print out a copy of this page. Using your answers from [worksheet 1](#), construct station circle plots for each of the three locations, for both the anticyclone and depression situations.

	Depression	Anticyclone
Location A		
Location B		
Location C		

If you need help refer back to [Part A - Anticyclones and Depressions](#).

What to do next

Now you can complete [worksheet 2](#) and then go on to [Part B - Fronts](#).

Web page reproduced with the kind permission of [the Met Office](#)