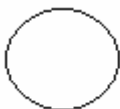






Extension Exercise 1

Using your answers from worksheet1, construction station circle plots for each of the 3 locations, for both the anticyclone and depression situation.

Location A Depression  Anticyclone 

Location A Depression  Anticyclone 

Location A Depression  Anticyclone 