









Depressions – Worksheet

Where is the reporter in relation to the depression?	Air mass	Temperature	Rainfall?	Cloud type	Wind direction (remember winds are named by the direction they are blowing from)	Wind speed

Cut out the following words and images and stick them onto the cross section of a depression below:

- | | | | | |
|--------------|------------|--------------------|--|--|
| Warm front | Cold front | Polar maritime air | Polar maritime air | Tropical maritime air |
| Warmer | Colder | Colder | Heavy rain | Very heavy rain |
| Drizzle | Rain | Cirrus | Stratus | Nimbostratus  |
| Cumulonimbus | Hail | Thunder |     | |



Cut out the following words and symbols and stick them onto the map view of a depression below:

- | | | | | |
|--------------|------------|--------------------|-----------------------|--------------|
| Warm front | Cold front | Polar maritime air | Tropical maritime air | |
| Warmer | Colder | Heavy rain | Very heavy rain | |
| Drizzle | Rain | Cirrus | Stratus | Nimbostratus |
| Cumulonimbus | Hail | Thunder | | |



N

