
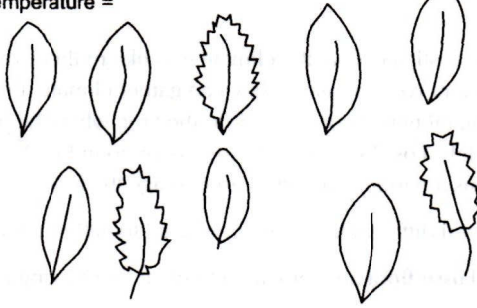

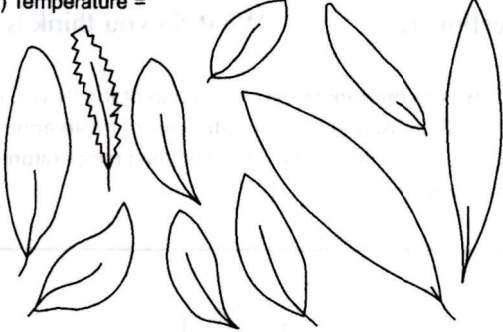



Question 2. Using the graph, work out the mean annual temperatures if the following leaves were found together in an assemblage.

<p>a) Temperature =</p> 	<p>b) Temperature =</p> 
<p>c) Temperature =</p> 	<p>d) Temperature =</p> 
<p>e) Temperature =</p> 	<p>f) Temperature =</p> 